

August 2021

DATA QUADRANT REPORT

# Application Lifecycle Management

649

Reviews

11

Vendors Evaluated

# Table of Contents


- Data Quadrant**..... 4
- Category Overview** ..... 5
- Vendor Capability Summary**..... 6
- Vendor Capabilities**..... 9
- Product Feature Summary**..... 21
- Product Features**..... 25

## How to Use the Report

Info-Tech’s Data Quadrant Reports provide a comprehensive evaluation of popular products in the Application Lifecycle Management market. This buyer’s guide is designed to help prospective purchasers make better decisions by leveraging the experiences of real users.

The data in this report is collected from real end users, meticulously verified for veracity, exhaustively analyzed, and visualized in easy to understand charts and graphs. Each product is compared and contrasted with all other vendors in their category to create a holistic, unbiased view of the product landscape.

Use this report to determine which product is right for your organization. For highly detailed reports on individual products, see Info-Tech’s Product Scorecard.



# Software Directory

## APPLICATION LIFECYCLE MANAGEMENT SOFTWARE

Selecting software can be overwhelming and one of the biggest challenges facing organizations is understanding the marketplace and identifying all of the available vendors and products. The Software Directory is a comprehensive list of all relevant software vendors in a particular category. Use this page to create the right vendor shortlist by exploring all of the options available to your organization.

## Application Lifecycle Management Software

 Akana Lifecycle Manager for APIs

 ALM Octane

 ALM Works for Jira

 Azure DevOps

 Blueprint Enterprise Automation Suite

 Core ALM

 Enalean Tuleap

 Genuitec Pulse Private Label

 Helix ALM Suite

 IBM Rational Collaborative Lifecycle Management (CLM)

 Inflectra SpiraTeam

 Integrity

 Intland codeBeamer ALM


 iRise

 Jama Connect

 Jira

 Kovair ALM Studio

 NICE Workforce Management

 Oracle PeopleTools Application Lifecycle Management

 Orcanos ALM

 Polarion ALM

 Rally Software

 Rocket Aldon ALM Software

 SmarteSoft SmarteQM

 TeamForge

 TechExcel DevSuite

 TopTeam Analyst

 TrackPlus

 VersionOne

 VisionFlow

 Visure

# SOFTWARE REVIEWS Data Quadrant



INFO~TECH  
RESEARCH GROUP  
SoftwareReviews

Assess vendor and product performance at a glance and use the Software Reviews Data Quadrant to identify which products and vendors are leading the pack and which are trailing.



SoftwareReviews

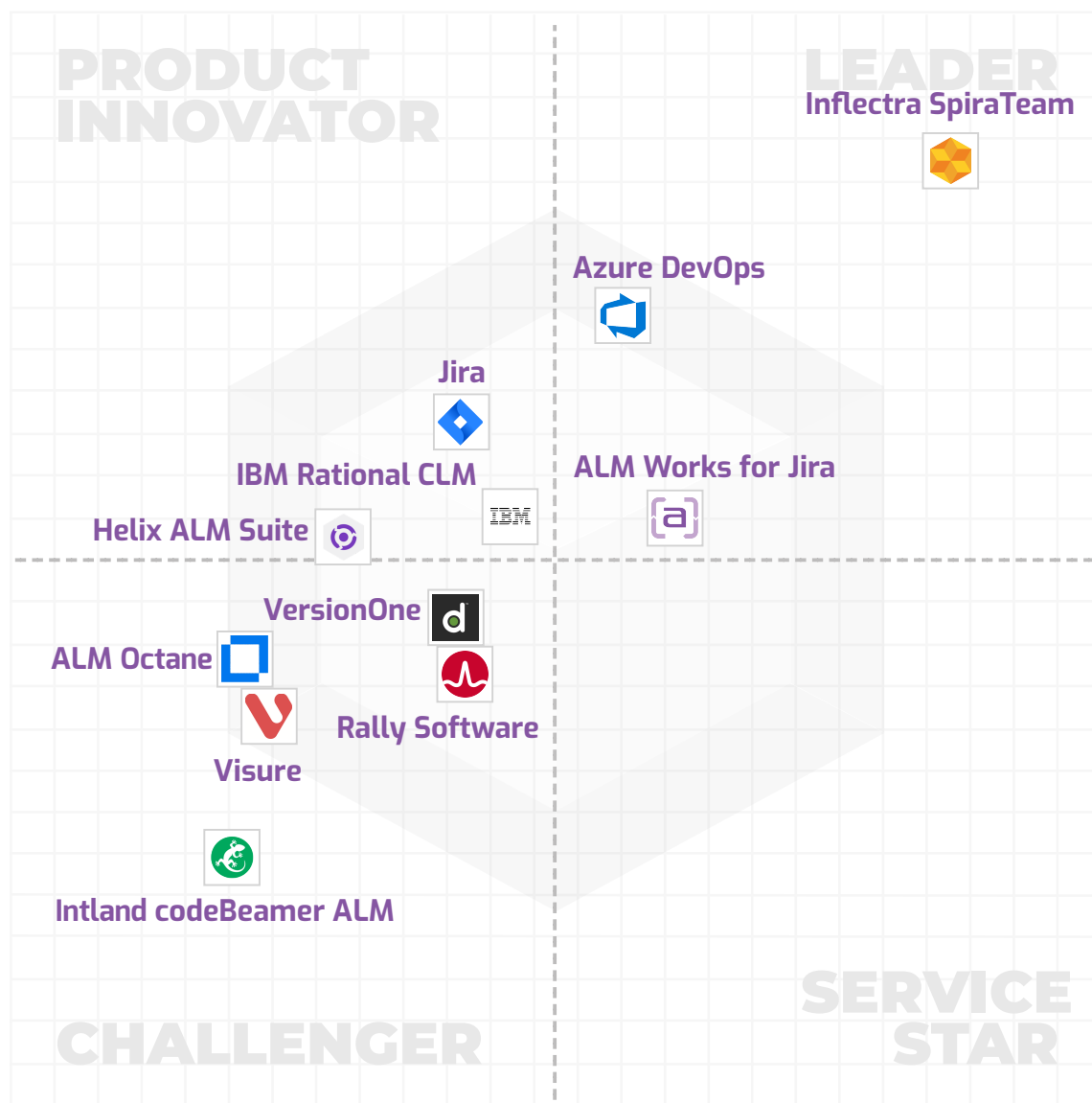
APPLICATION LIFECYCLE MANAGEMENT

Data Quadrant

AUGUST 2021

9.1

PRODUCT FEATURES AND SATISFACTION



6.8

7.2

VENDOR EXPERIENCE AND CAPABILITIES

9.3

## APPLICATION LIFECYCLE MANAGEMENT

The Software Reviews Data Quadrant evaluates and ranks products based on feedback from IT and business professionals. The placement of a software in the Data Quadrant indicates its relative ranking as well as its categorization.

### The Complete Software Experience

When distilled down, the software experience is shaped by both the experience with the software and the relationship with the vendor. Evaluating enterprise software along these two dimensions provides a comprehensive understanding of the product and helps identify vendors that can deliver on both.

#### Product Features and Satisfaction

The satisfaction is captured in the overall satisfaction score, which is driven by the likelihood of users to recommend the software, combined with user satisfaction across top product features.

#### Vendor Experience and Capabilities




































The vendor relationship is calculated in a weighted average of the satisfaction scores tied to vendor capabilities (e.g. software implementation, training, customer support, product roadmap) as well as emotional response ratings toward the vendor (e.g. trustworthy, respectful, fair).

**Note:** The axes ranges are dynamically adjusted based on minimum and maximum values in the dataset.

# Category Overview

This page provides a high level summary of product performance within the Application Lifecycle Management category. Products are ranked by a composite satisfaction score (Composite Score) that averages four different areas of evaluation: Net Emotional Footprint, Vendor Capabilities, Product Features, and Likeliness to Recommend. The Net Emotional Footprint Score measures user emotional response ratings of the vendor (e.g. trustworthy, respectful, fair).

Use this data to get a sense of the field, and to see how the products you're considering stack up.





















RANK	VENDOR	COMPOSITE SCORE	NET EMOTIONAL FOOTPRINT	NET EMOTIONAL FOOTPRINT DISTRIBUTION	VENDOR CAPABILITIES	PRODUCT FEATURES	LIKELINESS TO RECOMMEND	NUMBER OF REVIEWS
 1	 <b>Inflectra SpiraTeam</b>	<b>9.0/10</b>	<b>+96</b> 	 1% NEGATIVE 97% POSITIVE	<b>85%</b>	<b>85%</b>	<b>91%</b>	<b>79</b>
 2	 <b>Azure DevOps</b>	<b>8.4/10</b>	<b>+85</b> 	 3% NEGATIVE 88% POSITIVE	<b>81%</b>	<b>82%</b>	<b>88%</b>	<b>129</b>
 3	 <b>ALM Works for Jira</b>	<b>8.2/10</b>	<b>+89</b> 	 2% NEGATIVE 91% POSITIVE	<b>79%</b>	<b>81%</b>	<b>79%</b>	<b>35</b>
4	 <b>Jira</b>	<b>8.1/10</b>	<b>+82</b> 	 4% NEGATIVE 86% POSITIVE	<b>77%</b>	<b>79%</b>	<b>85%</b>	<b>157</b>
5	 <b>IBM Rational CLM</b>	<b>8.0/10</b>	<b>+82</b> 	 5% NEGATIVE 87% POSITIVE	<b>79%</b>	<b>78%</b>	<b>81%</b>	<b>41</b>
6	 <b>VersionOne</b>	<b>7.8/10</b>	<b>+86</b> 	 4% NEGATIVE 90% POSITIVE	<b>72%</b>	<b>75%</b>	<b>80%</b>	<b>16</b>
7	 <b>Helix ALM Suite</b>	<b>7.8/10</b>	<b>+78</b> 	 4% NEGATIVE 81% POSITIVE	<b>76%</b>	<b>80%</b>	<b>78%</b>	<b>31</b>
8	 <b>Rally Software</b>	<b>7.8/10</b>	<b>+83</b> 	 2% NEGATIVE 85% POSITIVE	<b>76%</b>	<b>76%</b>	<b>77%</b>	<b>17</b>
9	 <b>ALM Octane</b>	<b>7.5/10</b>	<b>+73</b> 	 9% NEGATIVE 83% POSITIVE	<b>75%</b>	<b>79%</b>	<b>73%</b>	<b>23</b>
10	 <b>Visure</b>	<b>7.5/10</b>	<b>+74</b> 	 7% NEGATIVE 81% POSITIVE	<b>75%</b>	<b>77%</b>	<b>74%</b>	<b>54</b>
<b>AVERAGE SCORES</b>		<b>7.9/10</b>	<b>+82</b> 	 4% NEGATIVE 86% POSITIVE	<b>77%</b>	<b>79%</b>	<b>80%</b>	<b>55</b>



# Category Overview

This page provides a high level summary of product performance within the Application Lifecycle Management category. Products are ranked by a composite satisfaction score (Composite Score) that averages four different areas of evaluation: Net Emotional Footprint, Vendor Capabilities, Product Features, and Likeliness to Recommend. The Net Emotional Footprint Score measures user emotional response ratings of the vendor (e.g. trustworthy, respectful, fair).

Use this data to get a sense of the field, and to see how the products you're considering stack up.

RANK	VENDOR	COMPOSITE SCORE	NET EMOTIONAL FOOTPRINT	NET EMOTIONAL FOOTPRINT DISTRIBUTION	VENDOR CAPABILITIES	PRODUCT FEATURES	LIKELINESS TO RECOMMEND	NUMBER OF REVIEWS
11	 Intland codeBeamer ALM	7.3/10	+76 	 3% NEGATIVE 80% POSITIVE	72%	74%	70%	25
<b>AVERAGE SCORES</b>		7.9/10	+82 	 4% NEGATIVE 86% POSITIVE	77%	79%	80%	55
VENDORS WITH INSUFFICIENT DATA								
--	 TeamForge	8.2/10	+87 	 1% NEGATIVE 89% POSITIVE	80%	81%	82%	10
--	 Polarion ALM	7.8/10	+82 	 5% NEGATIVE 84% POSITIVE	71%	74%	84%	9
--	 Blueprint Enterprise Automation	7.3/10	+60 	 12% NEGATIVE 75% POSITIVE	76%	73%	82%	9
--	 Jama Connect	8.0/10	+96 	 -- NEGATIVE 96% POSITIVE	72%	73%	81%	7
--	 TechExcel DevSuite	8.3/10	+90 	 1% NEGATIVE 92% POSITIVE	79%	84%	80%	7

# Vendor Capability Summary

This page summarizes user satisfaction with a variety of vendor capabilities regarding their product offering(s). Look for strong and consistent performance across the board when assembling your shortlist, and follow-up on areas of concern during the evaluation and negotiation processes.

VENDOR	OVERALL CAPABILITY SATISFACTION	BUSINESS VALUE CREATED	BREADTH OF FEATURES	QUALITY OF FEATURES	PRODUCT STRATEGY AND RATE OF IMPROVEMENT	USABILITY AND INTUITIVENESS	VENDOR SUPPORT	EASE OF DATA INTEGRATION	EASE OF IT ADMINISTRATION	EASE OF CUSTOMIZATION	AVAILABILITY AND QUALITY OF TRAINING	EASE OF IMPLEMENTATION
<b>Inflectra SpiraTeam</b>	<b>85%</b>	<b>87%</b>	<b>84%</b>	<b>85%</b>	<b>82%</b>	<b>85%</b>	<b>86%</b>	<b>87%</b>	<b>86%</b>	<b>84%</b>	<b>85%</b>	<b>88%</b>
<b>Azure DevOps</b>	<b>81%</b>	<b>84%</b>	<b>82%</b>	<b>83%</b>	<b>80%</b>	<b>78%</b>	<b>79%</b>	<b>82%</b>	<b>83%</b>	<b>79%</b>	<b>78%</b>	<b>84%</b>
<b>ALM Works for Jira</b>	<b>79%</b>	<b>79%</b>	<b>81%</b>	<b>79%</b>	<b>77%</b>	<b>80%</b>	<b>80%</b>	<b>79%</b>	<b>76%</b>	<b>81%</b>	<b>81%</b>	<b>81%</b>
<b>IBM Rational Collaborative Lifecycle Management (CLM)</b>	<b>79%</b>	<b>80%</b>	<b>79%</b>	<b>80%</b>	<b>78%</b>	<b>76%</b>	<b>81%</b>	<b>81%</b>	<b>79%</b>	<b>79%</b>	<b>80%</b>	<b>78%</b>
<b>Jira</b>	<b>77%</b>	<b>80%</b>	<b>79%</b>	<b>79%</b>	<b>76%</b>	<b>76%</b>	<b>75%</b>	<b>77%</b>	<b>78%</b>	<b>78%</b>	<b>73%</b>	<b>79%</b>
<b>Rally Software</b>	<b>76%</b>	<b>75%</b>	<b>76%</b>	<b>75%</b>	<b>82%</b>	<b>75%</b>	<b>74%</b>	<b>75%</b>	<b>81%</b>	<b>76%</b>	<b>76%</b>	<b>75%</b>
<b>Helix ALM Suite</b>	<b>76%</b>	<b>75%</b>	<b>68%</b>	<b>76%</b>	<b>69%</b>	<b>76%</b>	<b>85%</b>	<b>74%</b>	<b>85%</b>	<b>77%</b>	<b>69%</b>	<b>78%</b>
<b>Visure</b>	<b>75%</b>	<b>71%</b>	<b>74%</b>	<b>78%</b>	<b>73%</b>	<b>79%</b>	<b>81%</b>	<b>75%</b>	<b>72%</b>	<b>76%</b>	<b>75%</b>	<b>74%</b>
<b>ALM Octane</b>	<b>75%</b>	<b>74%</b>	<b>76%</b>	<b>79%</b>	<b>76%</b>	<b>75%</b>	<b>70%</b>	<b>80%</b>	<b>73%</b>	<b>70%</b>	<b>75%</b>	<b>79%</b>
<b>VersionOne</b>	<b>72%</b>	<b>74%</b>	<b>73%</b>	<b>77%</b>	<b>68%</b>	<b>70%</b>	<b>75%</b>	<b>68%</b>	<b>74%</b>	<b>70%</b>	<b>71%</b>	<b>75%</b>
<b>CATEGORY AVERAGE</b>	<b>77%</b>	<b>77%</b>	<b>77%</b>	<b>78%</b>	<b>75%</b>	<b>77%</b>	<b>78%</b>	<b>77%</b>	<b>78%</b>	<b>76%</b>	<b>76%</b>	<b>79%</b>

# Vendor Capability Summary

This page summarizes user satisfaction with a variety of vendor capabilities regarding their product offering(s). Look for strong and consistent performance across the board when assembling your shortlist, and follow-up on areas of concern during the evaluation and negotiation processes.

VENDOR	OVERALL CAPABILITY SATISFACTION	BUSINESS VALUE CREATED	BREADTH OF FEATURES	QUALITY OF FEATURES	PRODUCT STRATEGY AND RATE OF IMPROVEMENT	USABILITY AND INTUITIVENESS	VENDOR SUPPORT	EASE OF DATA INTEGRATION	EASE OF IT ADMINISTRATION	EASE OF CUSTOMIZATION	AVAILABILITY AND QUALITY OF TRAINING	EASE OF IMPLEMENTATION
<b>Intland codeBeamer ALM</b>	<b>72%</b>	<b>70%</b>	<b>76%</b>	<b>71%</b>	<b>66%</b>	<b>75%</b>	<b>75%</b>	<b>69%</b>	<b>71%</b>	<b>67%</b>	<b>75%</b>	<b>76%</b>
<b>CATEGORY AVERAGE</b>	<b>77%</b>	<b>77%</b>	<b>77%</b>	<b>78%</b>	<b>75%</b>	<b>77%</b>	<b>78%</b>	<b>77%</b>	<b>78%</b>	<b>76%</b>	<b>76%</b>	<b>79%</b>

VENDORS WITH INSUFFICIENT DATA												
<b>Jama Connect</b>	<b>72%</b>	<b>69%</b>	<b>82%</b>	<b>75%</b>	<b>76%</b>	<b>66%</b>	<b>70%</b>	<b>69%</b>	<b>75%</b>	<b>80%</b>	<b>69%</b>	<b>67%</b>
<b>TechExcel DevSuite</b>	<b>79%</b>	<b>76%</b>	<b>76%</b>	<b>77%</b>	<b>82%</b>	<b>81%</b>	<b>73%</b>	<b>84%</b>	<b>87%</b>	<b>79%</b>	<b>82%</b>	<b>77%</b>
<b>TeamForge</b>	<b>80%</b>	<b>80%</b>	<b>81%</b>	<b>88%</b>	<b>72%</b>	<b>79%</b>	<b>73%</b>	<b>77%</b>	<b>84%</b>	<b>91%</b>	<b>79%</b>	<b>74%</b>
<b>Polarion ALM</b>	<b>71%</b>	<b>75%</b>	<b>72%</b>	<b>78%</b>	<b>69%</b>	<b>75%</b>	<b>75%</b>	<b>58%</b>	<b>63%</b>	<b>61%</b>	<b>81%</b>	<b>75%</b>
<b>Blueprint Enterprise Automation Suite</b>	<b>76%</b>	<b>77%</b>	<b>66%</b>	<b>77%</b>	<b>78%</b>	<b>62%</b>	<b>93%</b>	<b>75%</b>	<b>75%</b>	<b>84%</b>	<b>68%</b>	<b>76%</b>



# Vendor Capability Satisfaction

This section provides detailed information on user satisfaction for each vendor capability regarding their product offering(s). Use these pages to dig deeper into areas of particular interest or concern.

## Vendor Capabilities

This table lists and briefly describes all vendor capabilities that are evaluated in the Application Lifecycle Management category. For your convenience, you will also find longer descriptions of the capabilities under the capability subheadings in the subsequent pages.


<p><b>Business Value Created</b></p>	<p>The underlying purpose of software is to create value for employees, customers, partners and ultimately shareholders. As a result, it is imperative that any software selection be aligned with the organization's needs and deliver enough business value to justify the cost. The data below highlights the satisfaction level associated with the business value derived from various product offerings. Use this information to identify the software that consistently creates business value for its customers.</p>	<p><b>Vendor Support</b></p>	<p>The importance of vendor support will vary for each organization depending on internal capabilities, but there will always be issues that only the vendor can resolve. Use the data in this section to see which vendors tend to under-serve their product and which will offer quality support.</p>
<p><b>Breadth of Features</b></p>	<p>Users prefer to work with feature rich software that enables them to perform diverse series of tasks as opposed to one they find restrictive. The data below highlights the satisfaction level associated with the breadth of features from various product offerings. Use this information to identify which software offers valuable comprehensive functionality that extends beyond the basic level.</p>	<p><b>Ease of Data Integration</b></p>	<p>The ability to integrate with other systems is increasingly important; without this, manual data loading and extraction can be time-consuming and prone to error. Use this section to see which vendors will cause headaches and which will make data integration easy.</p>
<p><b>Quality of Features</b></p>	<p>Feature quality is just as important as quantity. Software needs to do what you're purchasing it to do, easily, intuitively, reliably, and effectively. Use the data in this section to gauge whether or not a product follows through on the marketing hype by delivering high quality features.</p>	<p><b>Ease of IT Administration</b></p>	<p>Administrative interfaces don't get the same attention as those built for end users, but they shouldn't be clunky or unintuitive. Use the data in this section to determine which vendors make administration easy, so that your IT personnel can resolve issues and perform configurations efficiently and effectively.</p>
<p><b>Product Strategy and Rate of Improvement</b></p>	<p>Purchasing software can be a significant commitment, so it's important to know if your vendor is serious about the need for constant improvement and deliberate strategic direction. Vendors who don't stay on top of emerging needs and trends won't enable you to meet your business goals. Use the data in this section to separate innovators from imposters.</p>	<p><b>Ease of Customization</b></p>	<p>Out-of-the-box functionality often isn't enough, especially for niche or industry-specific software, and the reason you're buying rather than building is to save time and money in the first place. Don't get bogged down in a difficult customization; use the data in this section to make sure you can easily achieve the functionality you need for your particular situation.</p>
<p><b>Usability and Intuitiveness</b></p>	<p>End user learning curves cost the organization money. Pay attention to your end users' technical ability to determine how important UX is in your purchase.</p>	<p><b>Availability and Quality of Training</b></p>	<p>Effective and readily available training enables users to get the most out of the software you've chosen. Use this section to make sure your vendor's training programs and materials measure up.</p>
		<p><b>Ease of Implementation</b></p>	<p>Choosing the right software is only the first step. Successfully implementing the new solution is necessary in order to realize its full value and promote end user adoption. Use the data in this section to determine which software is easy to implement, and which may jeopardize your goals by causing trouble in this stage.</p>

# Vendor Capability Satisfaction



This section provides detailed information on user satisfaction for each vendor capability regarding their product offering(s). Use these pages to dig deeper into areas of particular interest or concern.

## Business Value Created

The underlying purpose of software is to create value for employees, customers, partners and ultimately shareholders. As a result, it is imperative that any software selection be aligned with the organization's needs and deliver enough business value to justify the cost. The data below highlights the satisfaction level associated with the business value derived from various product offerings. Use this information to identify the software that consistently creates business value for its customers.



**INFLECTRA SPIRATEAM**  
TOP PRODUCT

Delights		47%
Highly Satisfies		52%
Almost Satisfies		1%
Disappoints		--

87 %  
Business Value Created





















--









**TechExcel DevSuite**



76%

7  
REVIEWS

2	 Azure DevOps		<b>84%</b>	<b>129</b> REVIEWS
3	 Jira		<b>80%</b>	<b>157</b> REVIEWS
4	 IBM Rational Collaborative Lifecycle Managem...		<b>80%</b>	<b>41</b> REVIEWS
5	 ALM Works for Jira		<b>79%</b>	<b>35</b> REVIEWS
6	 Rally Software		<b>75%</b>	<b>17</b> REVIEWS
7	 Helix ALM Suite		<b>75%</b>	<b>31</b> REVIEWS
8	 VersionOne		<b>74%</b>	<b>16</b> REVIEWS
9	 ALM Octane		<b>74%</b>	<b>23</b> REVIEWS
10	 Visure		<b>71%</b>	<b>54</b> REVIEWS
11	 Intland codeBeamer ALM		<b>70%</b>	<b>25</b> REVIEWS
<b>CATEGORY AVERAGE 77%</b>				


--	 TeamForge		<b>80%</b>	<b>10</b> REVIEWS
--	 Polarion ALM		<b>75%</b>	<b>9</b> REVIEWS
--	 Blueprint Enterprise Automation Suite		<b>77%</b>	<b>9</b> REVIEWS
--	 Jama Connect		<b>69%</b>	<b>7</b> REVIEWS

# Vendor Capability Satisfaction



This section provides detailed information on user satisfaction for each vendor capability regarding their product offering(s). Use these pages to dig deeper into areas of particular interest or concern.

## Breadth of Features

Users prefer to work with feature rich software that enables them to perform diverse series of tasks as opposed to one they find restrictive. The data below highlights the satisfaction level associated with the breadth of features from various product offerings. Use this information to identify which software offers valuable comprehensive functionality that extends beyond the basic level.



**INFLECTRA SPIRATEAM**  
TOP PRODUCT

Delights		40%
Highly Satisfies		58%
Almost Satisfies		2%
Disappoints		--





















84%  
Breadth of Features










**TechExcel DevSuite**



76%

7  
REVIEWS

2	 Azure DevOps		<b>82%</b>	<b>129</b> <small>REVIEWS</small>
3	 ALM Works for Jira		<b>81%</b>	<b>35</b> <small>REVIEWS</small>
4	 IBM Rational Collaborative Lifecycle Managem...		<b>79%</b>	<b>41</b> <small>REVIEWS</small>
5	 Jira		<b>79%</b>	<b>157</b> <small>REVIEWS</small>
6	 ALM Octane		<b>76%</b>	<b>23</b> <small>REVIEWS</small>
7	 Rally Software		<b>76%</b>	<b>17</b> <small>REVIEWS</small>
8	 Intland codeBeamer ALM		<b>76%</b>	<b>25</b> <small>REVIEWS</small>
9	 Visure		<b>74%</b>	<b>54</b> <small>REVIEWS</small>
10	 VersionOne		<b>73%</b>	<b>16</b> <small>REVIEWS</small>
11	 Helix ALM Suite		<b>68%</b>	<b>31</b> <small>REVIEWS</small>
<b>CATEGORY AVERAGE 77%</b>				


--	 TeamForge		<b>81%</b>	<b>10</b> <small>REVIEWS</small>
--	 Polarion ALM		<b>72%</b>	<b>9</b> <small>REVIEWS</small>
--	 Blueprint Enterprise Automation Suite		<b>66%</b>	<b>9</b> <small>REVIEWS</small>
--	 Jama Connect		<b>82%</b>	<b>7</b> <small>REVIEWS</small>

# Vendor Capability Satisfaction



This section provides detailed information on user satisfaction for each vendor capability regarding their product offering(s). Use these pages to dig deeper into areas of particular interest or concern.

## Quality of Features





















Feature quality is just as important as quantity. Software needs to do what you're purchasing it to do, easily, intuitively, reliably, and effectively. Use the data in this section to gauge whether or not a product follows through on the marketing hype by delivering high quality features.













**INFLECTRA SPIRATEAM**  
TOP PRODUCT

Delights		45%
Highly Satisfies		50%
Almost Satisfies		4%
Disappoints		0%

85%  
Quality of Features

2	 Azure DevOps		83%	129 REVIEWS
3	 IBM Rational Collaborative Lifecycle Managem...		80%	41 REVIEWS
4	 ALM Works for Jira		79%	35 REVIEWS
5	 Jira		79%	157 REVIEWS
6	 ALM Octane		79%	23 REVIEWS
7	 Visure		78%	54 REVIEWS
8	 VersionOne		77%	16 REVIEWS
9	 Helix ALM Suite		76%	31 REVIEWS
10	 Rally Software		75%	17 REVIEWS
11	 Intland codeBeamer ALM		71%	25 REVIEWS

CATEGORY AVERAGE 78%


--	 TeamForge		88%	10 REVIEWS
--	 Polarion ALM		78%	9 REVIEWS
--	 Blueprint Enterprise Automation Suite		77%	9 REVIEWS
--	 Jama Connect		75%	7 REVIEWS
--	 TechExcel DevSuite		77%	7 REVIEWS

# Vendor Capability Satisfaction




This section provides detailed information on user satisfaction for each vendor capability regarding their product offering(s). Use these pages to dig deeper into areas of particular interest or concern.

## Product Strategy and Rate of Improvement

Purchasing software can be a significant commitment, so it's important to know if your vendor is serious about the need for constant improvement and deliberate strategic direction. Vendors who don't stay on top of emerging needs and trends won't enable you to meet your business goals. Use the data in this section to separate innovators from imposters.



**INFLECTRA SPIRATEAM**  
TOP PRODUCT

Delights		38%
Highly Satisfies		54%
Almost Satisfies		8%
Disappoints	--	--

82%

Product Strategy and Rate of Improvement





















--


TechExcel DevSuite











82%

7 REVIEWS

2	 Rally Software		82%	17 <small>REVIEWS</small>
3	 Azure DevOps		80%	129 <small>REVIEWS</small>
4	 IBM Rational Collaborative Lifecycle Managem...		78%	41 <small>REVIEWS</small>
5	 ALM Works for Jira		77%	35 <small>REVIEWS</small>
6	 ALM Octane		76%	23 <small>REVIEWS</small>
7	 Jira		76%	157 <small>REVIEWS</small>
8	 Visure		73%	54 <small>REVIEWS</small>
9	 Helix ALM Suite		69%	31 <small>REVIEWS</small>
10	 VersionOne		68%	16 <small>REVIEWS</small>
11	 Intland codeBeamer ALM		66%	25 <small>REVIEWS</small>

CATEGORY AVERAGE 75%


--	 TeamForge		72%	10 <small>REVIEWS</small>
--	 Polarion ALM		69%	9 <small>REVIEWS</small>
--	 Blueprint Enterprise Automation Suite		78%	9 <small>REVIEWS</small>
--	 Jama Connect		76%	7 <small>REVIEWS</small>

# Vendor Capability Satisfaction




This section provides detailed information on user satisfaction for each vendor capability regarding their product offering(s). Use these pages to dig deeper into areas of particular interest or concern.

## Usability and Intuitiveness

End user learning curves cost the organization money. Pay attention to your end users' technical ability to determine how important UX is in your purchase.



**INFLECTRA SPIRATEAM**  
TOP PRODUCT

Delights		50%
Highly Satisfies		41%
Almost Satisfies		9%
Disappoints	--	--

85 %  
Usability and Intuitiveness





















--


TechExcel DevSuite











81%

7  
REVIEWS

2	 ALM Works for Jira		80%	35 REVIEWS
3	 Visure		79%	54 REVIEWS
4	 Azure DevOps		78%	129 REVIEWS
5	 Helix ALM Suite		76%	31 REVIEWS
6	 Jira		76%	157 REVIEWS
7	 IBM Rational Collaborative Lifecycle Managem...		76%	41 REVIEWS
8	 ALM Octane		75%	23 REVIEWS
9	 Intland codeBeamer ALM		75%	25 REVIEWS
10	 Rally Software		75%	17 REVIEWS
11	 VersionOne		70%	16 REVIEWS

CATEGORY AVERAGE 77%

--	 TeamForge		79%	10 REVIEWS
--	 Polarion ALM		75%	9 REVIEWS
--	 Blueprint Enterprise Automation Suite		62%	9 REVIEWS
--	 Jama Connect		66%	7 REVIEWS




# Vendor Capability Satisfaction



This section provides detailed information on user satisfaction for each vendor capability regarding their product offering(s). Use these pages to dig deeper into areas of particular interest or concern.

## Vendor Support


















The importance of vendor support will vary for each organization depending on internal capabilities, but there will always be issues that only the vendor can resolve. Use the data in this section to see which vendors tend to under-serve their product and which will offer quality support.



**INFLECTRA SPIRATEAM**  
TOP PRODUCT

Delights		48%
Highly Satisfies		47%
Almost Satisfies		5%
Disappoints		--

86%  
Vendor Support


2	 Helix ALM Suite		85%	31 REVIEWS
3	 Visure		81%	54 REVIEWS
4	 IBM Rational Collaborative Lifecycle Managem...		81%	41 REVIEWS
5	 ALM Works for Jira		80%	35 REVIEWS
6	 Azure DevOps		79%	129 REVIEWS
7	 VersionOne		75%	16 REVIEWS
8	 Intland codeBeamer ALM		75%	25 REVIEWS
9	 Jira		75%	157 REVIEWS
10	 Rally Software		74%	17 REVIEWS
11	 ALM Octane		70%	23 REVIEWS
<b>CATEGORY AVERAGE 78%</b>				
--	 TeamForge		73%	10 REVIEWS
--	 Polarion ALM		75%	9 REVIEWS
--	 Blueprint Enterprise Automation Suite		93%	9 REVIEWS
--	 Jama Connect		70%	7 REVIEWS
--	 TechExcel DevSuite		73%	7 REVIEWS

# Vendor Capability Satisfaction



This section provides detailed information on user satisfaction for each vendor capability regarding their product offering(s). Use these pages to dig deeper into areas of particular interest or concern.

## Ease of Data Integration





















The ability to integrate with other systems is increasingly important; without this, manual data loading and extraction can be time-consuming and prone to error. Use this section to see which vendors will cause headaches and which will make data integration easy.













**INFLECTRA SPIRATEAM**  
TOP PRODUCT

Delights		54%
Highly Satisfies		41%
Almost Satisfies		4%
Disappoints		1%

87 %  
Ease of Data Integration

2	 Azure DevOps		82%	129 REVIEWS
3	 IBM Rational Collaborative Lifecycle Managem...		81%	41 REVIEWS
4	 ALM Octane		80%	23 REVIEWS
5	 ALM Works for Jira		79%	35 REVIEWS
6	 Jira		77%	157 REVIEWS
7	 Rally Software		75%	17 REVIEWS
8	 Visure		75%	54 REVIEWS
9	 Helix ALM Suite		74%	31 REVIEWS
10	 Intland codeBeamer ALM		69%	25 REVIEWS
11	 VersionOne		68%	16 REVIEWS

CATEGORY AVERAGE 77%


--	 TeamForge		77%	10 REVIEWS
--	 Polarion ALM		58%	9 REVIEWS
--	 Blueprint Enterprise Automation Suite		75%	9 REVIEWS
--	 Jama Connect		69%	7 REVIEWS
--	 TechExcel DevSuite		84%	7 REVIEWS

# Vendor Capability Satisfaction



This section provides detailed information on user satisfaction for each vendor capability regarding their product offering(s). Use these pages to dig deeper into areas of particular interest or concern.

## Ease of IT Administration

Administrative interfaces don't get the same attention as those built for end users, but they shouldn't be clunky or unintuitive. Use the data in this section to determine which vendors make administration easy, so that your IT personnel can resolve issues and perform configurations efficiently and effectively.



**INFLECTRA SPIRATEAM**  
TOP PRODUCT

Delights		47%
Highly Satisfies		51%
Almost Satisfies		3%
Disappoints		--

86%  
Ease of IT Administration





















--


TechExcel DevSuite











87%

7 REVIEWS

2	 Helix ALM Suite		85%	31 <small>REVIEWS</small>
3	 Azure DevOps		83%	129 <small>REVIEWS</small>
4	 Rally Software		81%	17 <small>REVIEWS</small>
5	 IBM Rational Collaborative Lifecycle Managem...		79%	41 <small>REVIEWS</small>
6	 Jira		78%	157 <small>REVIEWS</small>
7	 ALM Works for Jira		76%	35 <small>REVIEWS</small>
8	 VersionOne		74%	16 <small>REVIEWS</small>
9	 ALM Octane		73%	23 <small>REVIEWS</small>
10	 Visure		72%	54 <small>REVIEWS</small>
11	 Intland codeBeamer ALM		71%	25 <small>REVIEWS</small>

CATEGORY AVERAGE 78%


--	 TeamForge		84%	10 <small>REVIEWS</small>
--	 Polarion ALM		63%	9 <small>REVIEWS</small>
--	 Blueprint Enterprise Automation Suite		75%	9 <small>REVIEWS</small>
--	 Jama Connect		75%	7 <small>REVIEWS</small>

# Vendor Capability Satisfaction




This section provides detailed information on user satisfaction for each vendor capability regarding their product offering(s). Use these pages to dig deeper into areas of particular interest or concern.

## Ease of Customization

Out-of-the-box functionality often isn't enough, especially for niche or industry-specific software, and the reason you're buying rather than building is to save time and money in the first place. Don't get bogged down in a difficult customization; use the data in this section to make sure you can easily achieve the functionality you need for your particular situation.



**INFLECTRA SPIRATEAM**  
TOP PRODUCT

Delights		48%
Highly Satisfies		41%
Almost Satisfies		11%
Disappoints	--	--

84%  
Ease of Customization





















--










TechExcel DevSuite



79%

7  
REVIEWS

2	 ALM Works for Jira		81%	35 REVIEWS
3	 Azure DevOps		79%	129 REVIEWS
4	 IBM Rational Collaborative Lifecycle Managem...		79%	41 REVIEWS
5	 Jira		78%	157 REVIEWS
6	 Helix ALM Suite		77%	31 REVIEWS
7	 Visure		76%	54 REVIEWS
8	 Rally Software		76%	17 REVIEWS
9	 VersionOne		70%	16 REVIEWS
10	 ALM Octane		70%	23 REVIEWS
11	 Intland codeBeamer ALM		67%	25 REVIEWS
<b>CATEGORY AVERAGE 76%</b>				


--	 TeamForge		91%	10 REVIEWS
--	 Polarion ALM		61%	9 REVIEWS
--	 Blueprint Enterprise Automation Suite		84%	9 REVIEWS
--	 Jama Connect		80%	7 REVIEWS

# Vendor Capability Satisfaction




This section provides detailed information on user satisfaction for each vendor capability regarding their product offering(s). Use these pages to dig deeper into areas of particular interest or concern.

## Availability and Quality of Training

Effective and readily available training enables users to get the most out of the software you've chosen. Use this section to make sure your vendor's training programs and materials measure up.



**INFLECTRA SPIRATEAM**  
TOP PRODUCT

Delights		45%
Highly Satisfies		50%
Almost Satisfies		5%
Disappoints	--	--

85%  
Availability and Quality of Training





















--


TechExcel DevSuite











82%

7  
REVIEWS

2	 ALM Works for Jira		<b>81%</b>	<b>35</b> <small>REVIEWS</small>
3	 IBM Rational Collaborative Lifecycle Managem...		<b>80%</b>	<b>41</b> <small>REVIEWS</small>
4	 Azure DevOps		<b>78%</b>	<b>129</b> <small>REVIEWS</small>
5	 Rally Software		<b>76%</b>	<b>17</b> <small>REVIEWS</small>
6	 ALM Octane		<b>75%</b>	<b>23</b> <small>REVIEWS</small>
7	 Visure		<b>75%</b>	<b>54</b> <small>REVIEWS</small>
8	 Intland codeBeamer ALM		<b>75%</b>	<b>25</b> <small>REVIEWS</small>
9	 Jira		<b>73%</b>	<b>157</b> <small>REVIEWS</small>
10	 VersionOne		<b>71%</b>	<b>16</b> <small>REVIEWS</small>
11	 Helix ALM Suite		<b>69%</b>	<b>31</b> <small>REVIEWS</small>

CATEGORY AVERAGE 76%


--	 TeamForge		<b>79%</b>	<b>10</b> <small>REVIEWS</small>
--	 Polarion ALM		<b>81%</b>	<b>9</b> <small>REVIEWS</small>
--	 Blueprint Enterprise Automation Suite		<b>68%</b>	<b>9</b> <small>REVIEWS</small>
--	 Jama Connect		<b>69%</b>	<b>7</b> <small>REVIEWS</small>

# Vendor Capability Satisfaction



This section provides detailed information on user satisfaction for each vendor capability regarding their product offering(s). Use these pages to dig deeper into areas of particular interest or concern.

## Ease of Implementation





















Choosing the right software is only the first step. Successfully implementing the new solution is necessary in order to realize its full value and promote end user adoption. Use the data in this section to determine which software is easy to implement, and which may jeopardize your goals by causing trouble in this stage.













**INFLECTRA SPIRATEAM**  
TOP PRODUCT

Delights		55%
Highly Satisfies		40%
Almost Satisfies		5%
Disappoints		--

88  
Ease of Implementation

2	 Azure DevOps		84%	129 REVIEWS
3	 ALM Works for Jira		81%	35 REVIEWS
4	 ALM Octane		79%	23 REVIEWS
5	 Jira		79%	157 REVIEWS
6	 IBM Rational Collaborative Lifecycle Managem...		78%	41 REVIEWS
7	 Helix ALM Suite		78%	31 REVIEWS
8	 Intland codeBeamer ALM		76%	25 REVIEWS
9	 Rally Software		75%	17 REVIEWS
10	 VersionOne		75%	16 REVIEWS
11	 Visure		74%	54 REVIEWS

CATEGORY AVERAGE 79%

--	 TeamForge		74%	10 REVIEWS
--	 Polarion ALM		75%	9 REVIEWS
--	 Blueprint Enterprise Automation Suite		76%	9 REVIEWS
--	 Jama Connect		67%	7 REVIEWS
--	 TechExcel DevSuite		77%	7 REVIEWS



# Product Feature Summary

## MANDATORY FEATURES

This page summarizes user satisfaction with a variety of product features. While strong and consistent performance across the board is desirable, you may be willing to tolerate low scores on features that don't impact your primary use case or core objectives. Use this high-level data to help plan and structure your product evaluation.

VENDOR	OVERALL FEATURE SATISFACTION	ALM INTEGRATION	AUTOMATION	BUG TRACKING & ISSUE MGMT	VISUAL ANALYSIS DESIGN	WORKFLOW MANAGEMENT
Inflectra SpiraTeam	85%	85%	86%	84%	87%	87%
Azure DevOps	82%	81%	81%	83%	81%	84%
ALM Works for Jira	81%	82%	82%	82%	81%	80%
Helix ALM Suite	80%	79%	73%	85%	75%	85%
ALM Octane	79%	78%	82%	80%	79%	81%
Jira	79%	77%	76%	84%	77%	83%
IBM Rational Collaborative Lifecycle Management (CLM)	78%	79%	81%	76%	77%	81%
Visure	77%	74%	80%	74%	78%	84%
Rally Software	76%	67%	74%	81%	79%	83%
VersionOne	75%	68%	76%	71%	76%	83%
<b>CATEGORY AVERAGE</b>	<b>79%</b>	<b>79%</b>	<b>79%</b>	<b>82%</b>	<b>79%</b>	<b>84%</b>

# Product Feature Summary

## MANDATORY FEATURES

This page summarizes user satisfaction with a variety of product features. While strong and consistent performance across the board is desirable, you may be willing to tolerate low scores on features that don't impact your primary use case or core objectives. Use this high-level data to help plan and structure your product evaluation.

VENDOR	OVERALL FEATURE SATISFACTION	ALM INTEGRATION	AUTOMATION	BUG TRACKING & ISSUE MGMT	VISUAL ANALYSIS DESIGN	WORKFLOW MANAGEMENT
<b>Intland codeBeamer ALM</b>	<b>74%</b>	<b>70%</b>	<b>73%</b>	<b>76%</b>	<b>68%</b>	<b>80%</b>
<b>CATEGORY AVERAGE</b>	<b>79%</b>	<b>79%</b>	<b>79%</b>	<b>82%</b>	<b>79%</b>	<b>84%</b>

VENDORS WITH INSUFFICIENT DATA	OVERALL FEATURE SATISFACTION	ALM INTEGRATION	AUTOMATION	BUG TRACKING & ISSUE MGMT	VISUAL ANALYSIS DESIGN	WORKFLOW MANAGEMENT
<b>TechExcel DevSuite</b>	<b>84%</b>	<b>84%</b>	<b>83%</b>	<b>78%</b>	<b>92%</b>	<b>83%</b>
<b>TeamForge</b>	<b>81%</b>	<b>74%</b>	<b>84%</b>	<b>82%</b>	<b>84%</b>	<b>80%</b>
<b>Polarion ALM</b>	<b>74%</b>	<b>73%</b>	<b>67%</b>	<b>86%</b>	<b>69%</b>	<b>78%</b>
<b>Jama Connect</b>	<b>73%</b>	<b>77%</b>	<b>76%</b>	<b>64%</b>	<b>78%</b>	<b>68%</b>
<b>Blueprint Enterprise Automation Suite</b>	<b>73%</b>	<b>75%</b>	<b>68%</b>	<b>62%</b>	<b>77%</b>	<b>81%</b>

# Product Feature Summary

## STANDARD FEATURES

This page summarizes user satisfaction with a variety of product features. While strong and consistent performance across the board is desirable, you may be willing to tolerate low scores on features that don't impact your primary use case or core objectives. Use this high-level data to help plan and structure your product evaluation.

VENDOR	OVERALL FEATURE SATISFACTION	AGILE WORK MANAGEMENT	ANALYTICS AND REPORTING	ARTIFACT MANAGEMENT	MANAGED ARTIFACT REPOSITORY	RESOURCE PLANNING	TRACEABILITY
Inflectra SpiraTeam	85%	85%	85%	84%	85%	87%	86%
Azure DevOps	82%	85%	82%	82%	81%	82%	81%
ALM Works for Jira	81%	79%	84%	74%	78%	82%	80%
Helix ALM Suite	80%	75%	67%	74%	78%	74%	75%
ALM Octane	79%	79%	84%	76%	75%	76%	75%
Jira	79%	85%	77%	76%	76%	76%	78%
IBM Rational Collaborative Lifecycle Management (CLM)	78%	76%	80%	76%	80%	84%	78%
Visure	77%	76%	81%	79%	74%	78%	81%
Rally Software	76%	81%	82%	74%	82%	69%	74%
VersionOne	75%	80%	73%	71%	70%	70%	73%
<b>CATEGORY AVERAGE</b>	<b>79%</b>	<b>83%</b>	<b>79%</b>	<b>79%</b>	<b>78%</b>	<b>78%</b>	<b>80%</b>

# Product Feature Summary

## STANDARD FEATURES

This page summarizes user satisfaction with a variety of product features. While strong and consistent performance across the board is desirable, you may be willing to tolerate low scores on features that don't impact your primary use case or core objectives. Use this high-level data to help plan and structure your product evaluation.

VENDOR	OVERALL FEATURE SATISFACTION	AGILE WORK MANAGEMENT	ANALYTICS AND REPORTING	ARTIFACT MANAGEMENT	MANAGED ARTIFACT REPOSITORY	RESOURCE PLANNING	TRACEABILITY
<b>Intland codeBeamer ALM</b>	<b>74%</b>	<b>77%</b>	<b>74%</b>	<b>74%</b>	<b>74%</b>	<b>68%</b>	<b>81%</b>
<b>CATEGORY AVERAGE</b>	<b>79%</b>	<b>83%</b>	<b>79%</b>	<b>79%</b>	<b>78%</b>	<b>78%</b>	<b>80%</b>

VENDORS WITH INSUFFICIENT DATA	OVERALL FEATURE SATISFACTION	AGILE WORK MANAGEMENT	ANALYTICS AND REPORTING	ARTIFACT MANAGEMENT	MANAGED ARTIFACT REPOSITORY	RESOURCE PLANNING	TRACEABILITY
<b>TechExcel DevSuite</b>	<b>84%</b>	<b>78%</b>	<b>87%</b>	<b>75%</b>	<b>83%</b>	<b>81%</b>	<b>80%</b>
<b>TeamForge</b>	<b>81%</b>	<b>83%</b>	<b>80%</b>	<b>74%</b>	<b>79%</b>	<b>70%</b>	<b>91%</b>
<b>Polarion ALM</b>	<b>74%</b>	<b>73%</b>	<b>70%</b>	<b>78%</b>	<b>78%</b>	<b>69%</b>	<b>87%</b>
<b>Jama Connect</b>	<b>73%</b>	<b>70%</b>	<b>73%</b>	<b>88%</b>	<b>73%</b>	<b>67%</b>	<b>74%</b>
<b>Blueprint Enterprise Automation Suite</b>	<b>73%</b>	<b>68%</b>	<b>75%</b>	<b>71%</b>	<b>86%</b>	<b>70%</b>	<b>79%</b>

# Product Feature Satisfaction

This section provides detailed information on user satisfaction for each product feature. Use these pages to dig deeper into areas of particular interest or concern.

## Product Features

This table lists and describes all the features that are evaluated in the Application Lifecycle Management category. For your convenience, these descriptions are repeated under the feature subheadings in the subsequent pages.

### Mandatory Features

#### ALM Integration

Integrate artifacts across ALM phases such as requirements, analysis, design, development, and testing, either internally or through an API.

#### Automation

Manual activities such as traceability, test generation, artifact state changes, integrations, and artifact creation can be automated to streamline ALM work.

#### Bug Tracking & Issue Mgmt

Supports the ability to create tests and acceptance criteria and assign, prioritize, track, and resolve tests, related bugs, and issues.

#### Visual Analysis Design

Can create and manage context diagrams, business process models, use cases, data flow diagrams, sequence diagrams, data models, and UI mockups, etc.

#### Workflow Management

Custom workflows can be created, managed, and monitored for artifacts, processes and practices to govern and streamline ALM work.

### Standard Features

#### Agile Work Management

Multiple backlogs, backlog grooming, sprint planning, prioritization, and estimation, and a multi-level agile artifact hierarchy (Epics, User Stories, etc.)

#### Analytics and Reporting

Includes historical & real-time dashboard visualizations, detailed & summary reporting, sales forecasting & easy data extraction for data analysis.

#### Artifact Management

ALM artifacts can be readily created, reused, moved, and managed through baselines, reviews, approvals, releases, and audits for projects and products.

#### Managed Artifact Repository

Artifacts are stored in version controlled repository that supports check out, update, check-in, and collaboration across multiple types and workspaces.

#### Resource Planning

Assigning resources to activities and estimates to manage workloads, support project management, and ensure completion of work related to ALM artifacts, including dashboards to manage multiple teams

#### Traceability

ALM artifacts can be traced from ideation to requirements, design, develop, test, and implementation.


# Product Feature Satisfaction

This section provides detailed information on user satisfaction for each product feature. Use these pages to dig deeper into areas of particular interest or concern.



## ALM Integration

Mandatory Feature





















Integrate artifacts across ALM phases such as requirements, analysis, design, development, and testing, either internally or through an API.













**INFLECTRA SPIRATEAM**  
TOP PRODUCT

Delights		50%
Highly Satisfies		43%
Almost Satisfies		5%
Disappoints		2%

85%  
ALM Integration

2	 ALM Works for Jira		82%	35 REVIEWS
3	 Azure DevOps		81%	129 REVIEWS
4	 Helix ALM Suite		79%	31 REVIEWS
5	 IBM Rational Collaborative Lifecycle Managem...		79%	41 REVIEWS
6	 ALM Octane		78%	23 REVIEWS
7	 Jira		77%	157 REVIEWS
8	 Visure		74%	54 REVIEWS
9	 Intland codeBeamer ALM		70%	25 REVIEWS
10	 VersionOne		68%	16 REVIEWS
11	 Rally Software		67%	17 REVIEWS

CATEGORY AVERAGE 79%

--	 TeamForge		74%	10 REVIEWS
--	 Polarion ALM		73%	9 REVIEWS
--	 Blueprint Enterprise Automation Suite		75%	9 REVIEWS
--	 TechExcel DevSuite		84%	7 REVIEWS
--	 Jama Connect		77%	7 REVIEWS




# Product Feature Satisfaction

This section provides detailed information on user satisfaction for each product feature. Use these pages to dig deeper into areas of particular interest or concern.




## Automation

### Mandatory Feature





















Manual activities such as traceability, test generation, artifact state changes, integrations, and artifact creation can be automated to streamline ALM work.













**INFLECTRA SPIRATEAM**  
TOP PRODUCT

Delights		52%
Highly Satisfies		41%
Almost Satisfies		7%
Disappoints		--

86%  
Automation

2	 ALM Works for Jira		82%	35 REVIEWS
3	 ALM Octane		82%	23 REVIEWS
4	 Azure DevOps		81%	129 REVIEWS
5	 IBM Rational Collaborative Lifecycle Managem...		81%	41 REVIEWS
6	 Visure		80%	54 REVIEWS
7	 Jira		76%	157 REVIEWS
8	 VersionOne		76%	16 REVIEWS
9	 Rally Software		74%	17 REVIEWS
10	 Intland codeBeamer ALM		73%	25 REVIEWS
11	 Helix ALM Suite		73%	31 REVIEWS

CATEGORY AVERAGE 79%

--	 TeamForge		84%	10 REVIEWS
--	 Polarion ALM		67%	9 REVIEWS
--	 Blueprint Enterprise Automation Suite		68%	9 REVIEWS
--	 TechExcel DevSuite		83%	7 REVIEWS
--	 Jama Connect		76%	7 REVIEWS

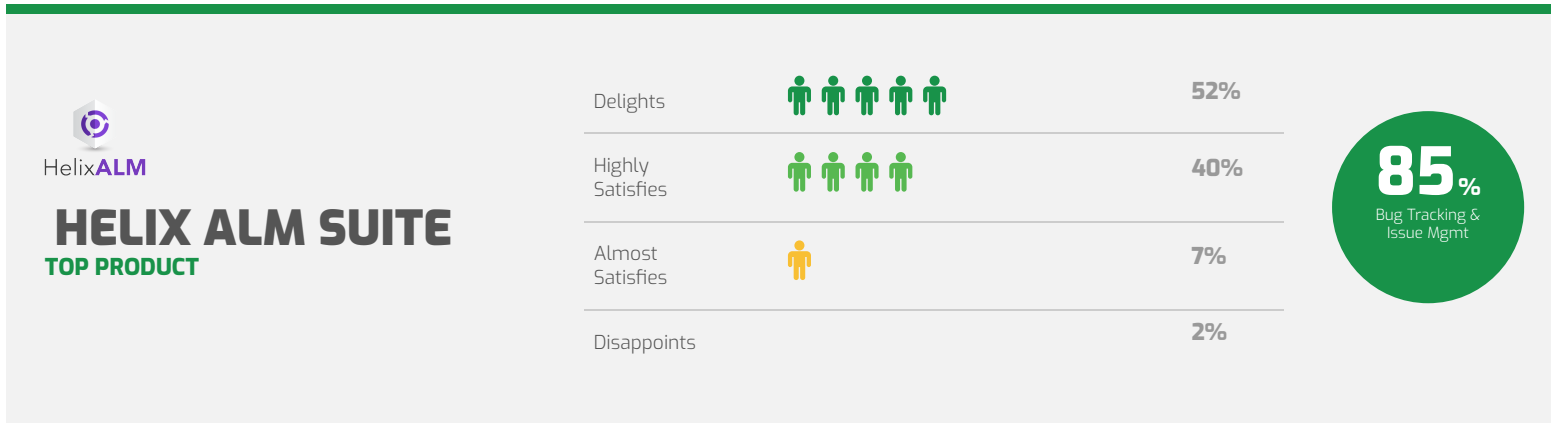
# Product Feature Satisfaction

This section provides detailed information on user satisfaction for each product feature. Use these pages to dig deeper into areas of particular interest or concern.

## Bug Tracking & Issue Mgmt

Mandatory Feature

Supports the ability to create tests and acceptance criteria and assign, prioritize, track, and resolve tests, related bugs, and issues.



2	Inflectra SpiraTeam		84%	79 REVIEWS
3	Jira		84%	157 REVIEWS
4	Azure DevOps		83%	129 REVIEWS
5	ALM Works for Jira		82%	35 REVIEWS
6	Rally Software		81%	17 REVIEWS
7	ALM Octane		80%	23 REVIEWS
8	Intland codeBeamer ALM		76%	25 REVIEWS
9	IBM Rational Collaborative Lifecycle Managem...		76%	41 REVIEWS
10	Visure		74%	54 REVIEWS
11	VersionOne		71%	16 REVIEWS
<b>CATEGORY AVERAGE 82%</b>				
--	TeamForge		82%	10 REVIEWS
--	Polarion ALM		86%	9 REVIEWS
--	Blueprint Enterprise Automation Suite		62%	9 REVIEWS
--	TechExcel DevSuite		78%	7 REVIEWS
--	Jama Connect		64%	7 REVIEWS

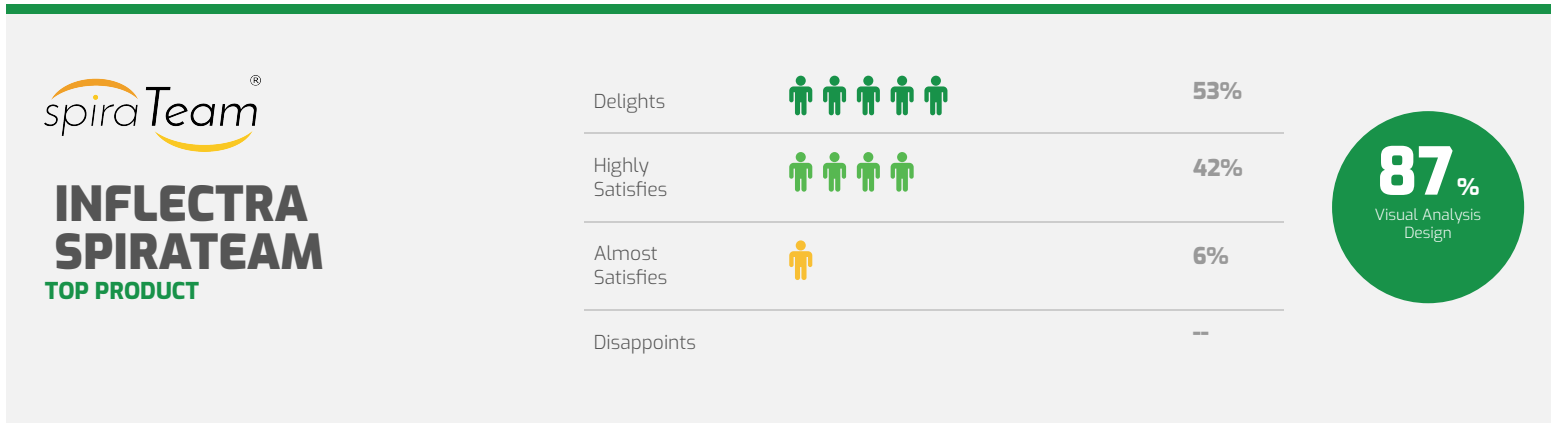
# Product Feature Satisfaction

This section provides detailed information on user satisfaction for each product feature. Use these pages to dig deeper into areas of particular interest or concern.

## Visual Analysis Design

Mandatory Feature

Can create and manage context diagrams, business process models, use cases, data flow diagrams, sequence diagrams, data models, and UI mockups, etc.



2	ALM Works for Jira		81%	35 REVIEWS
3	Azure DevOps		81%	129 REVIEWS
4	ALM Octane		79%	23 REVIEWS
5	Rally Software		79%	17 REVIEWS
6	Visure		78%	54 REVIEWS
7	IBM Rational Collaborative Lifecycle Managem...		77%	41 REVIEWS
8	Jira		77%	157 REVIEWS
9	VersionOne		76%	16 REVIEWS
10	Helix ALM Suite		75%	31 REVIEWS
11	Intland codeBeamer ALM		68%	25 REVIEWS

CATEGORY AVERAGE 79%

--	TeamForge		84%	10 REVIEWS
--	Polarion ALM		69%	9 REVIEWS
--	Blueprint Enterprise Automation Suite		77%	9 REVIEWS
--	TechExcel DevSuite		92%	7 REVIEWS
--	Jama Connect		78%	7 REVIEWS



































# Product Feature Satisfaction

This section provides detailed information on user satisfaction for each product feature. Use these pages to dig deeper into areas of particular interest or concern.

## Workflow Management

Mandatory Feature

Custom workflows can be created, managed, and monitored for artifacts, processes and practices to govern and streamline ALM work.

 <b>INFLECTRA SPIRATEAM</b> TOP PRODUCT		Delights  51%	
		Highly Satisfies  46%	
		Almost Satisfies --- 3%	
		Disappoints --- --	
2	 Helix ALM Suite		85% 31 REVIEWS
3	 Azure DevOps		84% 129 REVIEWS
4	 Visure		84% 54 REVIEWS
5	 Rally Software		83% 17 REVIEWS
6	 Jira		83% 157 REVIEWS
7	 VersionOne		83% 16 REVIEWS
8	 ALM Octane		81% 23 REVIEWS
9	 IBM Rational Collaborative Lifecycle Managem...		81% 41 REVIEWS
10	 Intland codeBeamer ALM		80% 25 REVIEWS
11	 ALM Works for Jira		80% 35 REVIEWS
<b>CATEGORY AVERAGE 84%</b>			
--	 TeamForge		80% 10 REVIEWS
--	 Polarion ALM		78% 9 REVIEWS
--	 Blueprint Enterprise Automation Suite		81% 9 REVIEWS
--	 TechExcel DevSuite		83% 7 REVIEWS
--	 Jama Connect		68% 7 REVIEWS


# Product Feature Satisfaction

This section provides detailed information on user satisfaction for each product feature. Use these pages to dig deeper into areas of particular interest or concern.



## Agile Work Management

Standard Feature

Multiple backlogs, backlog grooming, sprint planning, prioritization, and estimation, and a multi-level agile artifact hierarchy (Epics, User Stories, etc.)























**INFLECTRA SPIRATEAM**  
TOP PRODUCT











Delights		45%
Highly Satisfies		50%
Almost Satisfies		4%
Disappoints		--

85%

Agile Work Management

2	 Jira		85%	157 REVIEWS
3	 Azure DevOps		85%	129 REVIEWS
4	 Rally Software		81%	17 REVIEWS
5	 VersionOne		80%	16 REVIEWS
6	 ALM Octane		79%	23 REVIEWS
7	 ALM Works for Jira		79%	35 REVIEWS
8	 Intland codeBeamer ALM		77%	25 REVIEWS
9	 Visure		76%	54 REVIEWS
10	 IBM Rational Collaborative Lifecycle Managem...		76%	41 REVIEWS
11	 Helix ALM Suite		75%	31 REVIEWS

CATEGORY AVERAGE 83%

--	 TeamForge		83%	10 REVIEWS
--	 Polarion ALM		73%	9 REVIEWS
--	 Blueprint Enterprise Automation Suite		68%	9 REVIEWS
--	 TechExcel DevSuite		78%	7 REVIEWS
--	 Jama Connect		70%	7 REVIEWS


# Product Feature Satisfaction

This section provides detailed information on user satisfaction for each product feature. Use these pages to dig deeper into areas of particular interest or concern.




## Analytics and Reporting

Standard Feature

Includes historical & real-time dashboard visualizations, detailed & summary reporting, sales forecasting & easy data extraction for data analysis.























**INFLECTRA SPIRATEAM**  
TOP PRODUCT











Delights		48%
Highly Satisfies		44%
Almost Satisfies		8%
Disappoints		--

85%

Analytics and Reporting

2	 ALM Works for Jira		84%	35 REVIEWS
3	 ALM Octane		84%	23 REVIEWS
4	 Azure DevOps		82%	129 REVIEWS
5	 Rally Software		82%	17 REVIEWS
6	 Visure		81%	54 REVIEWS
7	 IBM Rational Collaborative Lifecycle Managem...		80%	41 REVIEWS
8	 Jira		77%	157 REVIEWS
9	 Intland codeBeamer ALM		74%	25 REVIEWS
10	 VersionOne		73%	16 REVIEWS
11	 Helix ALM Suite		67%	31 REVIEWS

CATEGORY AVERAGE 79%

--	 TeamForge		80%	10 REVIEWS
--	 Polarion ALM		70%	9 REVIEWS
--	 Blueprint Enterprise Automation Suite		75%	9 REVIEWS
--	 TechExcel DevSuite		87%	7 REVIEWS
--	 Jama Connect		73%	7 REVIEWS

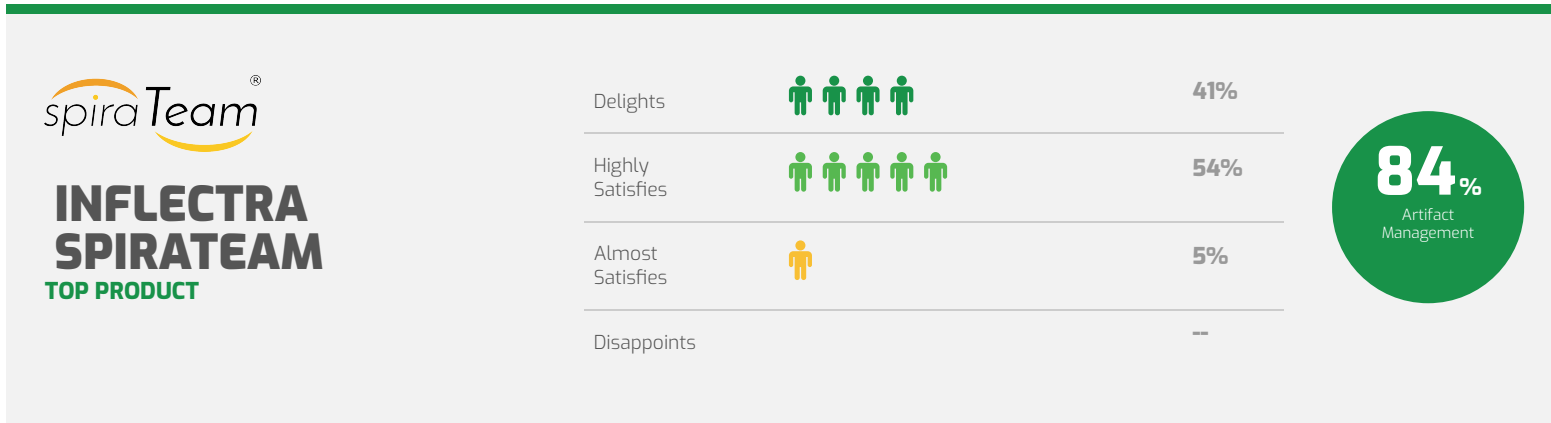
# Product Feature Satisfaction

This section provides detailed information on user satisfaction for each product feature. Use these pages to dig deeper into areas of particular interest or concern.

## Artifact Management

Standard Feature

ALM artifacts can be readily created, reused, moved, and managed through baselines, reviews, approvals, releases, and audits for projects and products.



2	Azure DevOps	10 icons (1 orange, 9 green)	82%	129 REVIEWS
3	Visure	10 icons (2 orange, 8 green)	79%	54 REVIEWS
4	IBM Rational Collaborative Lifecycle Managem...	10 icons (2 orange, 8 green)	76%	41 REVIEWS
5	Jira	10 icons (2 orange, 8 green)	76%	157 REVIEWS
6	ALM Octane	10 icons (2 orange, 8 green)	76%	23 REVIEWS
7	Helix ALM Suite	10 icons (2 orange, 8 green)	74%	31 REVIEWS
8	Intland codeBeamer ALM	10 icons (2 orange, 8 green)	74%	25 REVIEWS
9	Rally Software	10 icons (2 orange, 8 green)	74%	17 REVIEWS
10	ALM Works for Jira	10 icons (2 orange, 8 green)	74%	35 REVIEWS
11	VersionOne	10 icons (3 orange, 7 green)	71%	16 REVIEWS
<b>CATEGORY AVERAGE 79%</b>				
--	TeamForge	10 icons (3 orange, 7 green)	74%	10 REVIEWS
--	Polarion ALM	10 icons (3 orange, 7 green)	78%	9 REVIEWS
--	Blueprint Enterprise Automation Suite	10 icons (3 orange, 7 green)	71%	9 REVIEWS
--	TechExcel DevSuite	10 icons (3 orange, 7 green)	75%	7 REVIEWS
--	Jama Connect	10 icons (3 orange, 7 green)	88%	7 REVIEWS



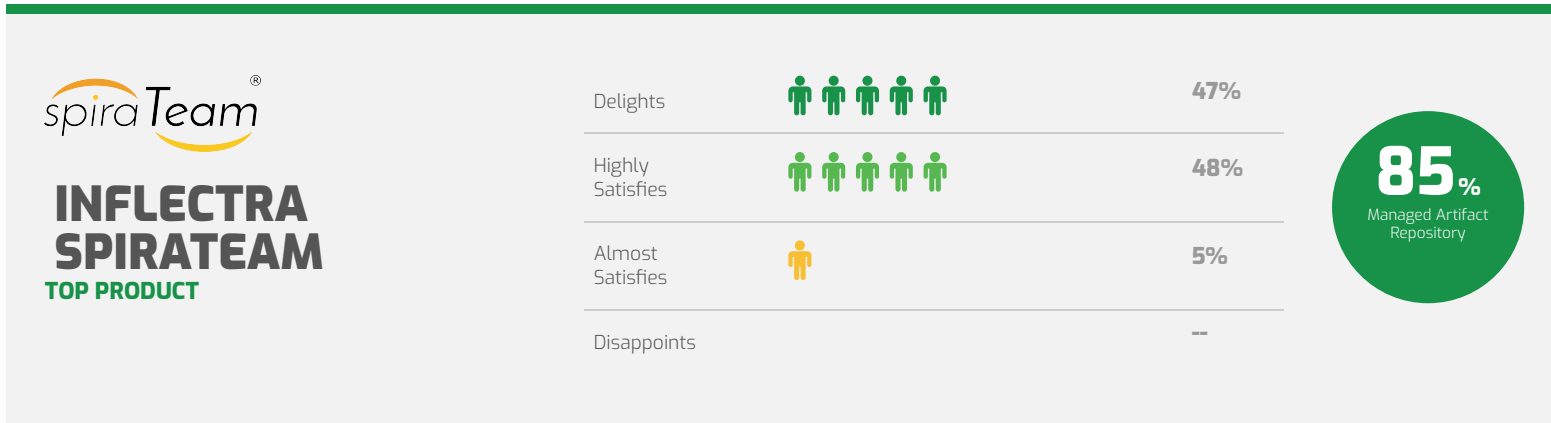
# Product Feature Satisfaction

This section provides detailed information on user satisfaction for each product feature. Use these pages to dig deeper into areas of particular interest or concern.

## Managed Artifact Repository

Standard Feature

Artifacts are stored in version controlled repository that supports check out, update, check-in, and collaboration across multiple types and workspaces.



2	Rally Software	5 icons	82%	17 REVIEWS
3	Azure DevOps	5 icons	81%	129 REVIEWS
4	IBM Rational Collaborative Lifecycle Managem...	5 icons	80%	41 REVIEWS
5	ALM Works for Jira	5 icons	78%	35 REVIEWS
6	Helix ALM Suite	5 icons	78%	31 REVIEWS
7	Jira	5 icons	76%	157 REVIEWS
8	ALM Octane	5 icons	75%	23 REVIEWS
9	Intland codeBeamer ALM	5 icons	74%	25 REVIEWS
10	Visure	5 icons	74%	54 REVIEWS
11	VersionOne	5 icons	70%	16 REVIEWS

CATEGORY AVERAGE 78%

--	TeamForge	5 icons	79%	10 REVIEWS
--	Polarion ALM	5 icons	78%	9 REVIEWS
--	Blueprint Enterprise Automation Suite	5 icons	86%	9 REVIEWS
--	TechExcel DevSuite	5 icons	83%	7 REVIEWS
--	Jama Connect	5 icons	73%	7 REVIEWS


# Product Feature Satisfaction

This section provides detailed information on user satisfaction for each product feature. Use these pages to dig deeper into areas of particular interest or concern.




## Resource Planning

Standard Feature





















Assigning resources to activities and estimates to manage workloads, support project management, and ensure completion of work related to ALM artifacts, including dashboards to manage multiple teams













**INFLECTRA SPIRATEAM**  
TOP PRODUCT

Delights		54%
Highly Satisfies		41%
Almost Satisfies		6%
Disappoints		--

87%  
Resource Planning

2	 IBM Rational Collaborative Lifecycle Managem...		84%	41 REVIEWS
3	 ALM Works for Jira		82%	35 REVIEWS
4	 Azure DevOps		82%	129 REVIEWS
5	 Visure		78%	54 REVIEWS
6	 ALM Octane		76%	23 REVIEWS
7	 Jira		76%	157 REVIEWS
8	 Helix ALM Suite		74%	31 REVIEWS
9	 VersionOne		70%	16 REVIEWS
10	 Rally Software		69%	17 REVIEWS
11	 Intland codeBeamer ALM		68%	25 REVIEWS

CATEGORY AVERAGE 78%

--	 TeamForge		70%	10 REVIEWS
--	 Polarion ALM		69%	9 REVIEWS
--	 Blueprint Enterprise Automation Suite		70%	9 REVIEWS
--	 TechExcel DevSuite		81%	7 REVIEWS
--	 Jama Connect		67%	7 REVIEWS

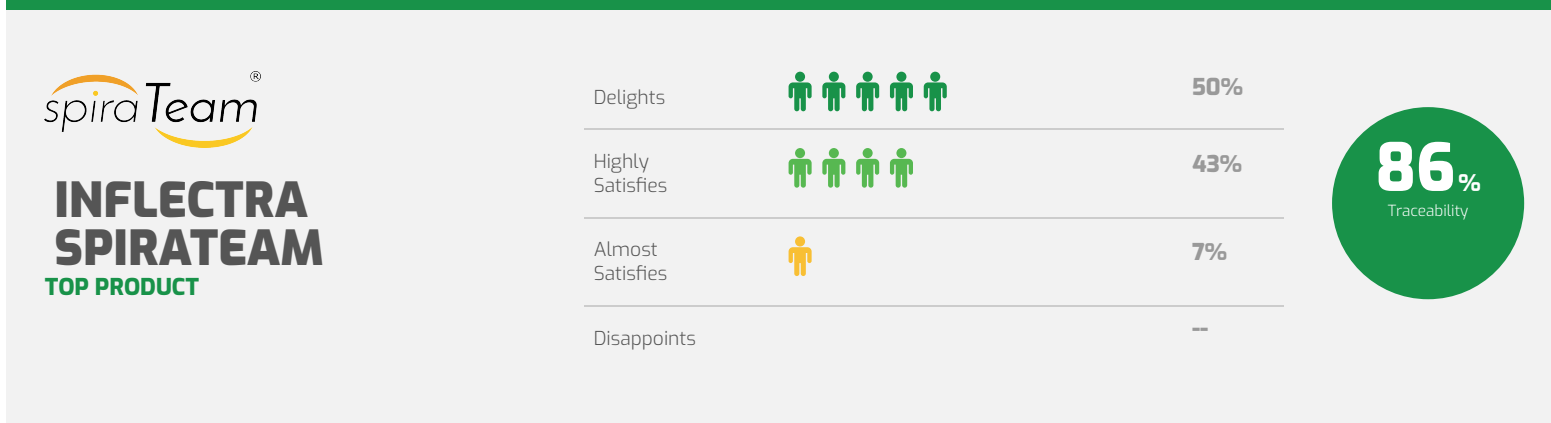
# Product Feature Satisfaction

This section provides detailed information on user satisfaction for each product feature. Use these pages to dig deeper into areas of particular interest or concern.

## Traceability

Standard Feature

ALM artifacts can be traced from ideation to requirements, design, develop, test, and implementation.



2	Azure DevOps	10 icons (1 yellow, 9 green)	81%	129 REVIEWS
3	Visure	10 icons (2 yellow, 8 green)	81%	54 REVIEWS
4	Intland codeBeamer ALM	10 icons (1 yellow, 9 green)	81%	25 REVIEWS
5	ALM Works for Jira	10 icons (1 yellow, 9 green)	80%	35 REVIEWS
6	Jira	10 icons (2 yellow, 8 green)	78%	157 REVIEWS
7	IBM Rational Collaborative Lifecycle Managem...	10 icons (2 yellow, 8 green)	78%	41 REVIEWS
8	ALM Octane	10 icons (2 yellow, 8 green)	75%	23 REVIEWS
9	Helix ALM Suite	10 icons (3 yellow, 7 green)	75%	31 REVIEWS
10	Rally Software	10 icons (3 yellow, 7 green)	74%	17 REVIEWS
11	VersionOne	10 icons (3 yellow, 7 green)	73%	16 REVIEWS

CATEGORY AVERAGE 80%

--	TeamForge	10 icons (1 yellow, 9 green)	91%	10 REVIEWS
--	Polarion ALM	10 icons (0 yellow, 10 green)	87%	9 REVIEWS
--	Blueprint Enterprise Automation Suite	10 icons (2 yellow, 8 green)	79%	9 REVIEWS
--	TechExcel DevSuite	10 icons (3 yellow, 7 green)	80%	7 REVIEWS
--	Jama Connect	10 icons (3 yellow, 7 green)	74%	7 REVIEWS